

Using the American Community Survey 3-Year Estimate we examined the differences between Berks County without data from Reading and Reading alone. We decided that to really understand the differences between Reading and the rest of Berks County we needed to be able to look at the data side by side.

In order to better address the unique needs of our community we must understand how this community stands on its own and also how it stands in relation to the rest of Berks County. The picture that this data is painting is that there needs to be a greater investment in community development and human capital.

Housing

- Reading: 91.2% of all homes were built before 1980. (Berks: 60.39)
- Reading: 12.6% of all housing units are vacant. (Berks: 4.8%)
- Reading: 42.4% of all housing units are owner-occupied. (Berks: 78.7)
- Reading: 72% of owner occupied homes in reading are valued under \$100,000. (Berks: 12.2%)

Income

- Reading: 73.7% of families are making less than \$50,000 a year (Berks: 27.2%)
- Reading: Mean family income is \$37,377. (Berks: \$80,502 - \$43,125 more)
- Reading: Median family income is \$28,240. (Berks: \$65,676 - \$37,436 more)

Employment

- Reading: 46.3% of the population over the age of 16 is employed. (Berks: 62.3%)
- Reading: 12.2% of the population is unemployed. (Berks: 5.1%)

Households

- Reading: 28% of all households are single females with no spouse present. (Berks: 8.5%)
- Reading: 50.3% of the population age 5 and over speak only English at home. (Berks: 91.8%)
- Reading: 46.8% of the population age 5 and over speak Spanish at home. (Berks: 3.8%)

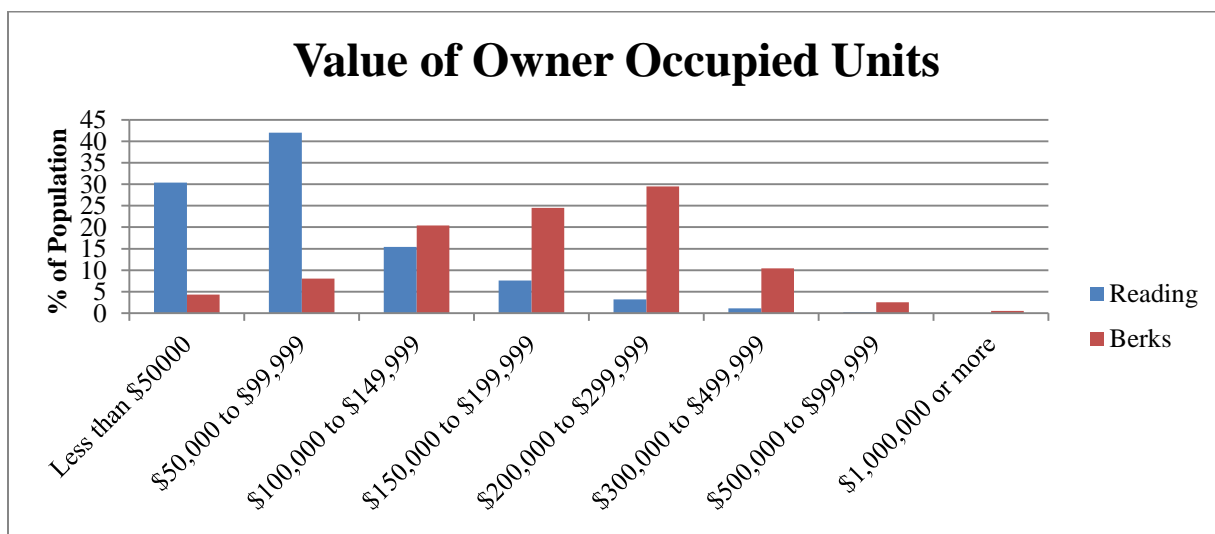
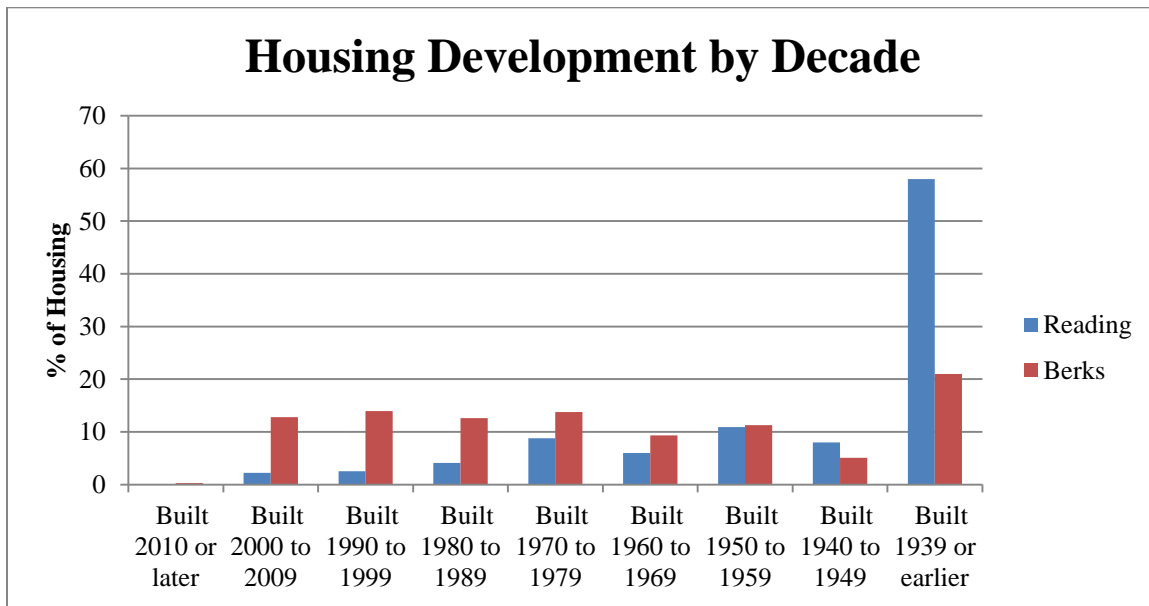
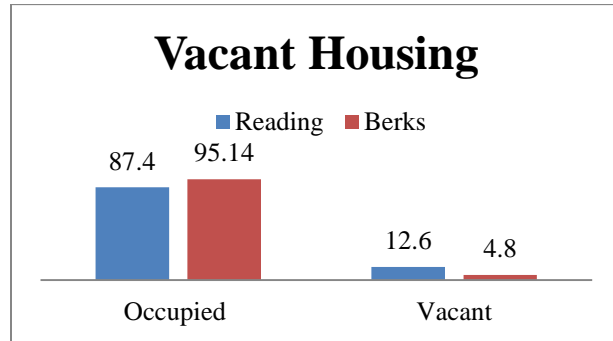
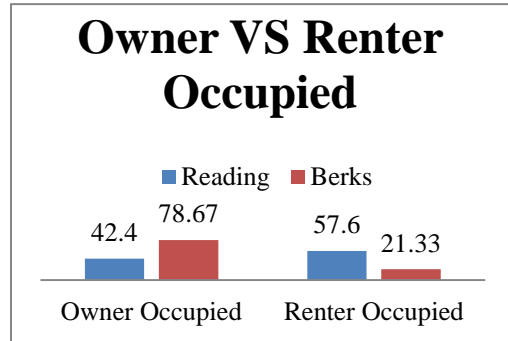
Disability (Mental/Physical/Developmental)

- Across all age brackets the percent of people living with a disability in Reading is higher than in the rest of Berks.
- Reading: 15% of the population under age 65 has a disability. (Berks: 6%)
- Reading: 19% of the total population of reading has a disability. (Berks: 11.5%)

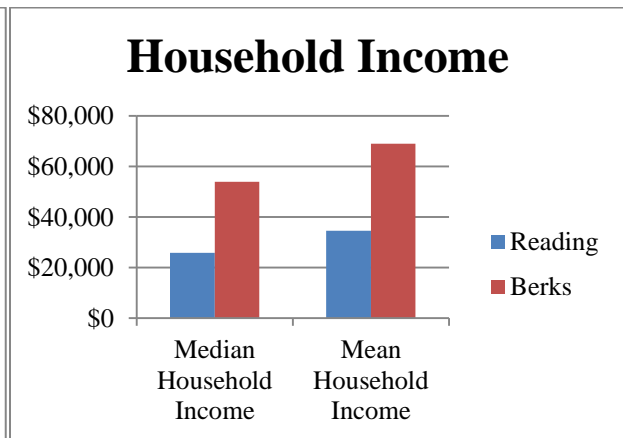
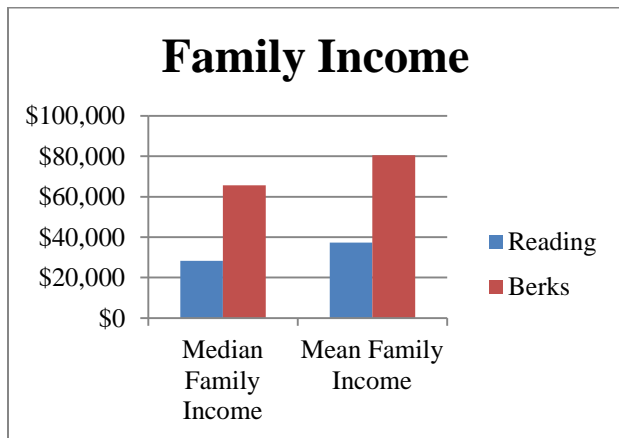
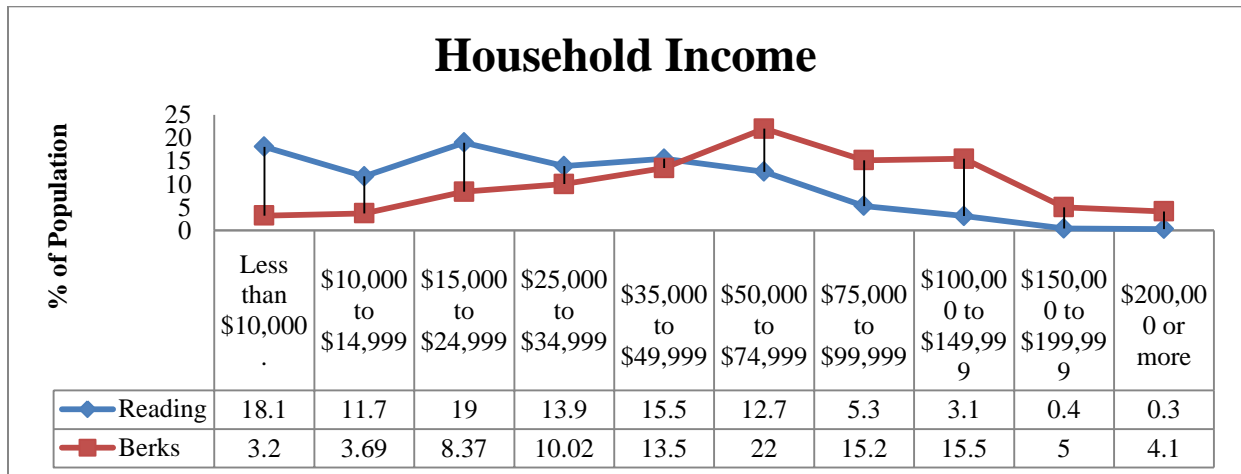
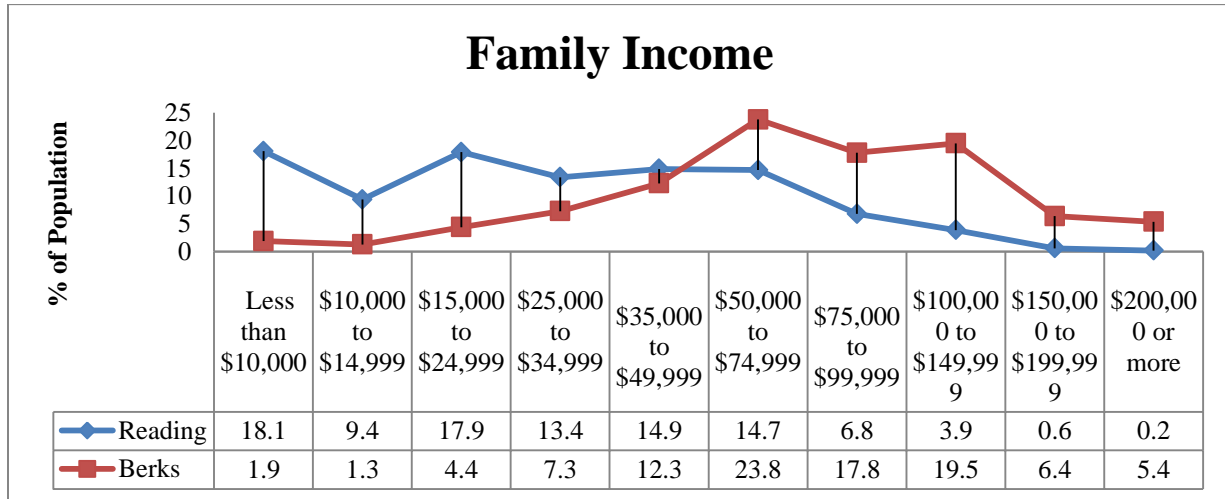
Education

- Reading: 16.9% of the population over the age of 25 have less than a 9th grade education. (Berks 3.3%)
- Reading: 36.1% of the population over 25 did not graduate high school. (Berks: 11%)
- Reading: 12.3% have attained an Associate's Degree or higher. (Berks: 34.5%)

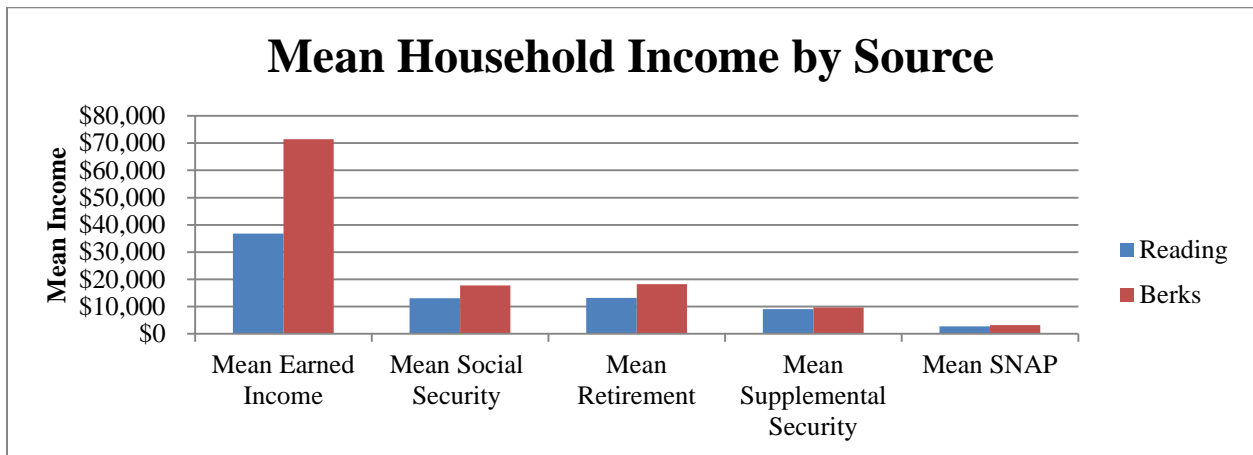
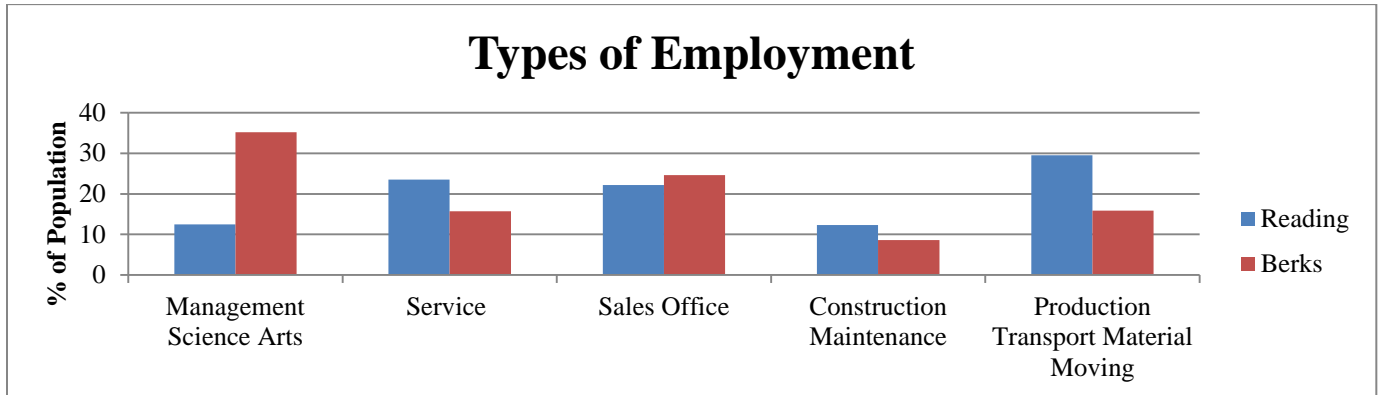
Housing



Income



Income Cont.



Social

